

## **Procedures for a Sign Permit**

(Please be sure to have all applications and plans complete in order to expedite your permit application)

**Step 1:** Please read all applications, affidavits and informational packets carefully.

**Step 2:** Fill out **Zoning Application** completely and sign as indicated. You must provide with your Zoning application a description and content of the sign (zoning may also require a site plan depicting the location of sign). **\*Must provide total wall area for all façade signs\***. Zoning permit must be approved and paid before applying for Construction Permits.

**Step 3:** After Zoning permit is approved and paid for, fill out shaded areas of **Construction Jacket** completely and accurately, check off all appropriate items on **inside of cover** and sign and date as indicated.

**Step 4:** You must provide a copy of the approved **Zoning Permit** with the Construction jacket.

**Step 5:** Contractor must fill out **Building Application** completely and accurately (including **size and costs**) and **sign** as indicated.

**Step 6:** If sign is to be illuminated, a **New Jersey Licensed Electrician** must fill out **Electrical Application** completely and accurately (including **costs**) and **sign** and **seal** as indicated.

**Step 7:** Please provide with your application **(2) sets of signed and sealed New Jersey Registered Architectural or New Jersey Licensed Engineered** plans on how the sign is to be constructed and attached to building (if applicable). These plans must be complete and accurate, describing the footing through the top of the sign. If sign is to be illuminated, please provide **electrical schematic** with plans.

**Please note:** These instructions are informational only. There may be additional information required or requested based on the individual application.

\*If you have questions or concerns, please contact the **Construction Office** and **keep all informational packets for you records.**

**\*Please sign and date to indicate that you have read and understood these procedures.**

---

\**Construction Clerk*, please check that all procedures have been followed, then date and initial \_\_\_\_\_ and **give copy back to applicant**. When issuing this permit, please make sure **Applicant** receives all **paperwork** associated with permits as well as any **site set(s)** of plans and/or **inspectors' notes**.

# To Figure Total SF Area



Customer:	
Company:	
Address:	
City:	State/ZIP:
Phone:	
Fax:	

 **Signarama**  
 655 S. White Horse Pike, Hammonton, NJ 08037  
 609-878-3375

THIS DRAWING PACKAGE WAS DEVELOPED TO PROVIDE WITH GRAPHIC REPRESENTATIONS OF THE GENERAL LAYOUT AND APPEARANCE. NOT ALL FEATURES INCLUDED IN THE WRITTEN SPECIFICATIONS ARE SHOWN. THE WRITTEN SPECIFICATIONS TAKE PRECEDENCE IN THE EVENT OF DISCREPANCIES. DIMENSIONAL AND EQUIPMENT LOCATION CHANGES MAY BE REQUIRED AT THE TIME OF PRODUCTION. LAYOUT CHANGES MAY BE MADE AS LONG AS THEY ARE NOT MATERIAL IN NATURE & DO NOT REQUIRE ADDITIONAL EXPENDITURES BY THE VENDOR FOR EQUIPMENT, MATERIAL, OR LABOR TIME.

THESE DRAWINGS REPRESENT CONFIDENTIAL TECHNICAL INFORMATION OF SIGNARAMA AND ARE THE PROPERTY OF SIGNARAMA. DISTRIBUTION OR REPRODUCTION OF THESE DRAWINGS TO OR FOR OTHER VENDORS, FOR PUBLIC BID OR ANY OTHER REASON IS STRICTLY PROHIBITED. ALL ARTWORK, RENDERINGS, DESIGNS, ETC. ARE PROPERTY OF SIGNARAMA.

Job No:	Date:
Order Date:	Balance/Date:
Sign Dimensions:	Estimate:
910.301in x 385.650in	0.00
Comments:	

# To Show Location and Height Above Grade



Customer:	
Company:	
Address:	
City:	State/ZIP:
Phone:	
Fax:	

 **Signarama**  
 655 S. White Horse Pike, Hammonton, NJ 08037  
 609-878-3375

THIS DRAWING PACKAGE WAS DEVELOPED TO PROVIDE WITH GRAPHIC REPRESENTATIONS OF THE GENERAL LAYOUT AND APPEARANCE. NOT ALL FEATURES INCLUDED IN THE WRITTEN SPECIFICATIONS ARE SHOWN. THE WRITTEN SPECIFICATIONS TAKE PRECEDENCE IN THE EVENT OF DISCREPANCIES. DIMENSIONAL AND EQUIPMENT LOCATION CHANGES MAY BE REQUIRED AT THE TIME OF PRODUCTION. LAYOUT CHANGES MAY BE MADE AS LONG AS THEY ARE NOT MATERIAL IN NATURE & DO NOT REQUIRE ADDITIONAL EXPENDITURES BY THE VENDOR FOR MATERIAL, OR LABOR TIME.


THESE DIMENSIONS REPRESENT CONFIDENTIAL TECHNICAL INFORMATION IN WHICH S&W HAMMONTON HAS PROPRIETARY RIGHTS. DISTRIBUTION OR REPRODUCTION OF THESE DIMENSIONS TO OR FOR OTHER VENDORS, FOR PUBLIC BID OR ANY OTHER REASON IS STRICTLY PROHIBITED. ALL artwork, renderings, designs, etc. ARE PROPERTY OF S&W HAMMONTON.

Job No:	Date:
Order Date:	1/23/2023
Sign Dimensions:	Estimate:
703.244in x 385.650in	0.00
Comments:	

# To Show Dimension of Signs

56.07 sf

69 in



80.37 sf

163 in



Customer:	
Company:	
Address:	
City:	State/ZIP:
Phone:	
Fax:	

 **Signarama**  
 655 S. White Horse Pike, Hammonton, NJ 08037  
 609-878-3375

THIS BRANDING PACKAGE WAS DEVELOPED TO PROVIDE WITH GRAPHIC REPRESENTATIONS OF THE GENERAL LAYOUT AND APPEARANCE. NOT ALL FEATURES INCLUDED IN THE WRITTEN SPECIFICATIONS ARE SHOWN. THE WRITTEN SPECIFICATIONS TAKE PRECEDENCE IN THE EVENT OF DISCREPANCIES. DIMENSIONS, AND EQUIPMENT LOCATION CHANGES MAY BE REQUIRED AT THE TIME OF PRODUCTION. LAYOUT CHANGES MAY BE MADE AS LONG AS THEY ARE NOT MATERIAL IN NATURE & DO NOT REQUIRE ADDITIONAL EXPENDITURES BY THE VENDOR (EQUIPMENT, MATERIAL, OR LABOR TIME). THESE DIMENSIONS REPRESENT CONFIDENTIAL, TECHNICAL INFORMATION IN WHICH SUE HANCKERTON HAS PROPRIETARY RIGHTS. DISTRIBUTION OR REPRODUCTION OF THESE DIMENSIONS TO OR FOR OTHER VENDORS, FOR PUBLIC BID OR ANY OTHER REASON IS STRICTLY PROHIBITED. ALL ARTWORK, RENDERINGS, DESIGNS, ETC. ARE PROPERTY OF S&H HANCKERTON.

Job No:	Date:
Order Date:	Balance/Status:
Sign Dimensions: 247.741in x 135.132in	Estimate: 0.00
Comments:	

# Red Outlined Reflects Engineers Certification

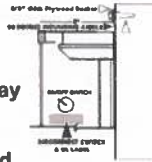
3 Different Sets of Channel Letters on Raceway



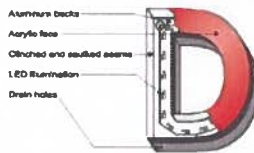
DESIGN SPECIFICATIONS	
NO.	1118
DATE	1/23/2023
BY	...
APP'D	...
DESIGN LOADS	
Wind	...
Seismic	...
...	...

Each Set of Channel Letters on Raceway Illuminated with LEDs Raceway Attached to 5/8" Backer Board with #14 x 3" HH Tek Screws Every 4'

**24" h x 333" w = 55.5sf**  
**GOKUL FARMERS MARKET**  
**24" h x 186" w = 31sf**  
**ROSIE'S PIZZA**  
**24" h x 281" w = 47sf**  
**GOKUL LAUNDROMAT**



24" High Channel Letters LED CHANNEL LETTER FRONT VIEW



FASTENER SCHEDULE		BACKER BOARD		WALL CONSTRUCTION	
Fastener	Size	Material	Thickness	Material	Thickness
...	...	...	...	...	...

**Engineer's Certification Note:** Provide Fasteners with washer using the following schedule for setting wall construction type to determine the correct type and maximum O.C. both spacing to install along the top and bottom of each raceway sign face with a 1" clearance side and clearance.



Address: 209 S. New Rd., Absecon, NJ 08201



**THIS DRAWING PACKAGE WAS DEVELOPED TO PROVIDE WITH GRAPHIC REPRESENTATIONS OF THE GENERAL LAYOUT AND APPEARANCE. NOT ALL FEATURES INCLUDED IN THE WRITTEN SPECIFICATIONS ARE SHOWN. THE WRITTEN SPECIFICATIONS TAKE PRECEDENCE IN THE EVENT OF DISCREPANCIES. CREATIONAL AND EQUIPMENT LOCATION CHANGES MAY BE REQUIRED AT THE TIME OF PRODUCTION. LAYOUT CHANGES MAY BE MADE AS LONG AS THEY ARE NOT MATERIAL IN NATURE & DO NOT REQUIRE ADDITIONAL EXPENDITURES BY THE VENDOR (EQUIPMENT, MATERIAL, OR LABOR TIME). THESE DRAWINGS REPRESENT CONFIDENTIAL TECHNICAL INFORMATION IN WHICH BAR HANDBOOK HAS PROPRIETARY RIGHTS. DISTRIBUTION OR REPRODUCTION OF THESE DRAWINGS TO OR FOR OTHER VENDORS, FOR PUBLIC BID OR ANY OTHER REASON IS STRICTLY PROHIBITED. ALL ARTWORK, RENDERINGS, DESIGNS, ETC. ARE PROPERTY OF BAR HANDBOOK.**

Job No:	Date:
17.017in x 11.421in	1/23/2023
Order Date:	Estimate:
Absecon, NJ	0.00
Comments:	

Customer:	
Company:	
Address:	
City:	State/ZIP:
Phone:	
Fax:	